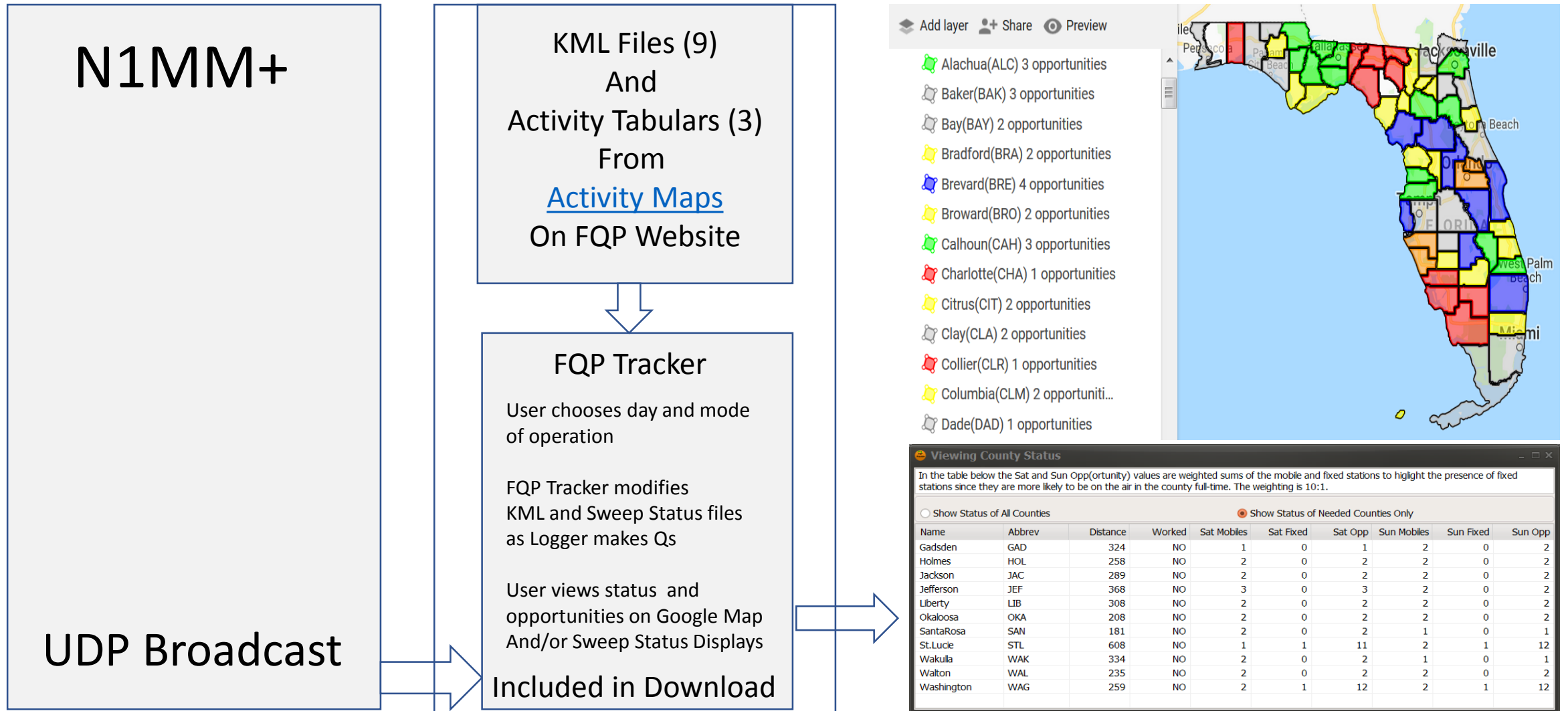


FQP Tracker

An Application for Tracking Your
Progress Toward a Sweep in the Florida QSO Party

Note: Data contained in the download on page 3 will be captured late Friday evening just before the start of the FQP
If you have previously downloaded the software please download and re-install using that link to insure you have the latest data

Overview



Getting Started

- Setup the FQP Tracker
 - Download the installation file using [this link](#)
 - In addition to a Setup exe the download includes
 - Notes on setting up the Google Map
 - Notes on using the FQP Tracker
 - Nine KML files for the maps
 - Three activity tabulars in csv format
 - Run the Setup exe to install the program and data
 - This will install the nine KML files and three activity csv files as well as the exe and a few pdf documents
- Setup the Google Map
 - You will need a free Google account
 - If necessary refer to the notes included with the installation
- Setup N1MM+ to operate the FQP. In addition to the usual setups
 - Use Configurer to set up UDP Broadcast of Contact Information
 - Use File | Export to ADIF to capture any QSOs that have been made prior to starting the FQP Tracker
- Initialize the Tracker

- Use File | Initialize to access this dialog

Initializing FQP Tracker

Set Your Latitude and Longitude (optional)

Latitude Longitude

Select Tracking Map and Activity Tabular

Mode of Operation

CW Only SSB Only Mixed

Day of Operation

Saturday Sunday

Map

Activity

Synchronize with Logger

1. Use File | Export ADIF to File in Logger to capture any pre-existing contacts
2. Then use the Browse button to access the ADIF file.

UDP Connection to Logger (127.0.0.1:12060)

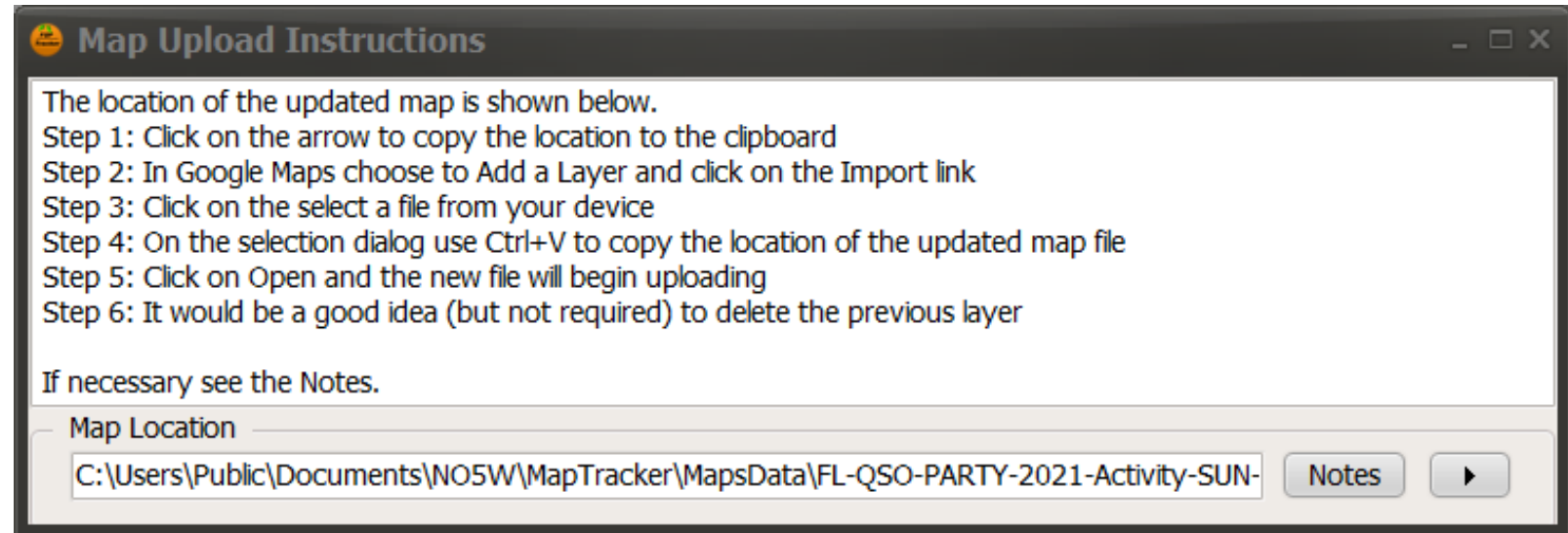
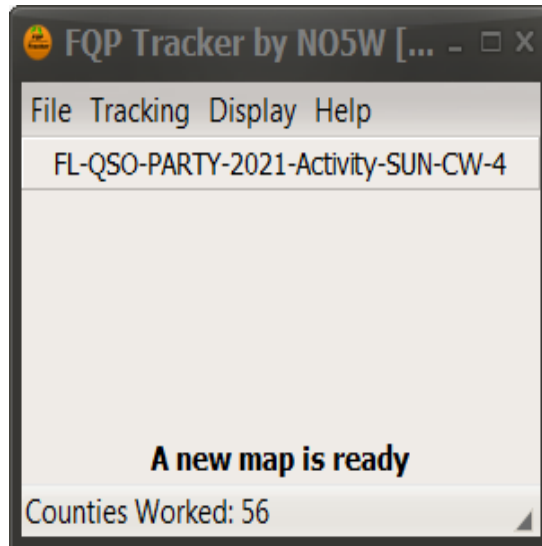
IP Address Port

Include your lat/lon if you want an indication of the distance to each county

File names will be for 2023
And will be chosen automatically
When mode and day are chosen

IMPORTANT: Be sure to remove any old files from the MapsData and ActivityData directories

Periodically check status and update visual map



Currency of Data -- Updates

- The currency of the Activity map data depends on when you installed the application. Some stations do not announce their plans until the evening before the party so if you installed the application several days prior to the FQP you may want to download new data to include information about those that posted late.
- On Friday evening prior to the FQP it would be a good idea to check this same overview document on the [Activity Map](#) page for a link to the latest updates.
- The above is primarily to insure that the map data is up to date but it will also insure that any new features of the application are captured.